



## FENCE PACKAGE

*Quick service is available on Tuesdays from 8am to 10am if all requirements are met*

### **Required inspections:**

- 999 Final Inspection

### **Application reviewed by**

- Zoning                       Building (structural)

### **Application Checklist**

- Owner/Builder Affidavit (**if permit is by homeowner**)
- Affidavit of Awareness - HOA Regulations (signed by homeowner and notarized)
- Permit Application
- Job contract - completed and signed by all parties
- Notice of Commencement (**Original or Certified**), if the job value is \$2,500 or more
- Full scalable survey (**2 copies**) (must not be reduced, faxed, enlarged, or cut).
- S. Broward Drainage District approval - if fence encroaches on a lake easement

**\*Two copies of Product approval (supplied by retailer) required for all prefabricated fence panels.**

**\*The job description must detail the complete scope of work.**

**\*If vinyl, rod iron / aluminum, precast concrete, etc., need (2) sealed engineered drawings**

**\*The survey should show the proposed location of the fence and gates.**

**\*Application should indicate total linear footage, height of fence, and contract value (labor and material).**

**\*Neighboring fences may NOT be used as a pool barrier.**

**\*Pool barrier fences MUST comply with FBC 424.2.17 Residential Swimming Barrier Requirements.**

## **ATTENTION HOMEOWNERS**

- **Permit application and owner/builder affidavit must be notarized by Building Division Clerks (if the permits pulled by the homeowner)**
- **Proof of ownership is required (recorded warranty deed, property tax statement).**
- **Homeowner must appear in person with a valid picture ID (Florida driver's license, Florida ID card). The address on ID should be the same as on proof of ownership.**
- **If a contractor is hired, the contractor must pull the permit.**



Community Development - Building Division  
2200 Civic Center Place  
Miramar, Florida 33025  
Tel: (954) 602-3200 Fax: (954) 602-3635  
<http://www.ci.miramar.fl.us>

---

## NOTICE OF COMMENCEMENT

Recording of the notice of commencement may be done at the Broward County Records Division/Broward County Government Center.

115 S. Andrews Ave. Rm # 114 • Fort Lauderdale, FL 33301

Phone # (954) 357-7283 • Hours: 8:30 AM – 4:30 PM

Or

The Recording Office located at

1800 N. W. 66<sup>th</sup> Ave. Suite 101 • Plantation, FL 33313

Phone # (954)831.4000 • Hours: 7:30 AM – 5:30 PM

Recording fees are: \$10.00 for the first page and \$8.50 for each additional page.

---

## SOUTH BROWARD DRAINAGE DISTRICT

6591 S.W. 160<sup>th</sup> Avenue • Southwest Ranches, Florida 33331

Phone (954) 680-3337 • Fax (954) 680-3339

### PERMIT APPLICATION INFORMATION

1. Completed application form which must be signed on third page by a property owner or authorized representative (requires authorization letter from homeowner).
2. Updated copy of signed and sealed **complete** property survey with improvement dimensions. Highlight location of improvement.
3. Copy of **complete** warranty deed (for proof of ownership and legal description).
4. Homeowners' association approval letter (if applicable).
5. Legal document must be signed by the property owner(s) listed on warranty deed with owner(s) signature(s) witnessed and notarized).
6. Drawing/plan of proposed improvement which shows exactly where improvement(s) is located within the easement. Plan size must be no larger than 8 ½" x 14". (if applicable)

**Check or money order only made payable to:  
South Broward Drainage District. NO cash.  
Please do not staple check to application.**

## WEST OF UNIVERSITY DRIVE

All of the City of Miramar west of University Drive is located in the jurisdiction area of the South Broward Drainage District (SBDD). Their rules require that prior to the issuance of a building permit for construction within a drainage easement, lake maintenance easement, or within any body of water, the applicant must obtain a permit.

**NOTE:** Physical inspection of the property is necessary before an application can be approved and the permit issued. Time involved, approximately one (1) week from date of submittal.

---



**CITY OF MIRAMAR • COMMUNITY DEVELOPEMT • BUILDING DIVISION**  
**OWNER-BUILDER DISCLOSURE STATEMENT**

YOU HAVE MADE APPLICATION FOR A BUILDING PERMIT AS AN OWNER-BUILDER. STATE LAW REQUIRES CONSTRUCTION TO BE DONE BY LICENSED CONTRACTORS. YOU HAVE APPLIED FOR A PERMIT UNDER AN EXEMPTION TO THAT LAW. PLEASE BE ADVISED OF THE FOLLOWING PROVISIONS AS PER FLORIDA STATUTES F.S. 489 .103(7).

1. I understand that state law requires construction to be done by a licensed contractor and have applied for an owner-builder permit under an exemption from the law. The exemption specifies that I, as the owner of the property listed, may act as my own contractor with certain restrictions even though I do not have a license.
2. I understand that building permits are not required to be signed by a property owner unless he or she is responsible for the construction and is not hiring a licensed contractor to assume responsibility.
3. I understand that, as an owner-builder, I am the responsible party of record on a permit. I understand that I may protect myself from potential financial risk by hiring a licensed contractor and having the permit filed in his or her name instead of my own name. I also understand that a contractor is required by law to be licensed in Florida and to list his or her license numbers on permits and contracts.
4. I understand that I may build or improve a one-family or two-family residence or a farm outbuilding. I may also build or improve a commercial building if the costs do not exceed \$75,000. The building or residence must be for my own use or occupancy. It may not be built or substantially improved for sale or lease. If a building or residence that I have built or substantially improved myself is sold or leased within 1 year after the construction is complete, the law will presume that I built or substantially improved it for sale or lease, which violates the exemption.
5. I understand that, as the owner-builder, I must provide direct, onsite supervision of the construction.
6. I understand that I may not hire an unlicensed person to act as my contractor or to supervise persons working on my building or residence. It is my responsibility to ensure that the persons whom I employ have the licenses required by law and by county or municipal ordinance.
7. I understand that it is a frequent practice of unlicensed persons to have the property owner obtains an owner-builder permit that erroneously implies that the property owner is providing his or her own labor and materials. I, as an owner-builder, may be held liable and subjected to serious financial risk for any injuries sustained by an unlicensed person or his or her employees while working on my property. My homeowner's insurance may not provide coverage for those injuries. I am willfully acting as an owner-builder and am aware of the limits of my insurance coverage for injuries to workers on my property.
8. I understand that I may not delegate the responsibility for supervising work to a licensed contractor who is not licensed to perform the work being done. Any person working on my building who is not licensed must work under my direct supervision and must be employed by me, which means that I must comply with laws requiring the withholding of federal income tax and social security contributions under the Federal Insurance Contributions Act (FICA) and must provide workers' compensation for the employee. I understand that my failure to follow these laws may subject me to serious financial risk.
9. I agree that, as the party legally and financially responsible for this proposed construction activity, I will abide by all applicable laws and requirements that govern owner-builders as well as employers. I also understand that the construction must comply with all applicable laws, ordinances, building codes, and zoning regulations.
10. I understand that I may obtain more information regarding my obligations as an employer from the Internal Revenue Service, the United States Small Business Administration, the Florida Department of Financial Services, and the Florida Department of Revenue. I also understand that I may contact the Florida Construction Industry Licensing Board at **(850)487-1395** or <http://www.myfloridalicense.com/dbpr/pro/cilb/index.html> for more information about licensed contractors.
11. I am aware of, and consent to, an owner-builder building permit applied for in my name and understand that I am the party legally and financially responsible for the proposed construction activity at my property address .
12. I agree to notify immediately of any additions, deletions, or changes to any of the information that I have provided on this disclosure.

Licensed contractors are regulated by laws designed to protect the public. If you contract with a person who does not have a license, the Construction Industry Licensing Board and Department of Business and Professional Regulation may be unable to assist you with any financial loss that you sustain as a result of a complaint. Your only remedy against an unlicensed contractor may be in civil court. It is also important for you to understand that, if an unlicensed contractor or employee of an individual or firm is injured while working on your property, you may be held liable for damages. If you obtain an owner-builder permit and wish to hire a licensed contractor, you will be responsible for verifying whether the contractor is properly licensed and the status of the contractor's workers' compensation coverage. Before a building permit can be issued, this disclosure statement must be completed and signed by the property owner and returned to the local permitting agency responsible for issuing the permit. **A copy of the property owner's driver license, the notarized signature of the property owner, or other type of verification acceptable to the local permitting agency is required when the permit is issued.**

**ACKNOWLEDGMENT:** I HAVE READ THE FOREGOING INSTRUCTIONS AND I AM AWARE OF MY RESPONSIBILITIES. I HEREBY SWEAR AND AFFIRM THAT I AM THE OWNER OF THE PROPERTY DESCRIBED AS:

LOT : \_\_\_\_\_ BLOCK: \_\_\_\_\_ SUBDIVISION: \_\_\_\_\_

ADDRESS: \_\_\_\_\_ CITY : **MIRAMAR** STATE : **FLORIDA** ZIP CODE \_\_\_\_\_

\_\_\_\_\_  
Signature

\_\_\_\_\_  
Date Signed

STATE OF FLORIDA , COUNTY OF BROWARD Sworn to and subscribed before me this \_\_\_\_\_ day of \_\_\_\_\_, 20\_\_\_\_\_.

\_\_\_\_\_  
Notary Public



Community Development - Building Division  
 2200 Civic Center Place  
 Miramar, Florida 33025  
 Tel: (954) 602-3200 Fax: (954) 602-3635  
<http://www.ci.miramar.fl.us>

## Affidavit of Awareness of Homeowners' Association Regulations

**Miramar - City Code Sec. 22-29.(c)(1) Homeowner or Condominium Association affidavit requirement.**

As part of the application process for a building permit in accordance with this chapter and with Section 713.20 of the Land Development Code, each applicant shall sign an affidavit (the "affidavit of awareness") indicating that the applicant is aware that, if the subject property is located in a Homeowners' Association or Condominium Association, as defined in this section, the applicant's property may be subject to additional regulations despite the issuance of a building permit by the city.

**This serves to notify such homeowners that the issuance of a Building, Landscaping, or other permit by the City of Miramar, Florida does not exempt them from any and all other regulations imposed by the HOA in which they reside.**

**(Please Check One)**

I acknowledge that ***I am*** an owner of property in the \_\_\_\_\_ Homeowners' Association.

***I am not*** a property owner in a Homeowners' Association.

Applicant Name (Print Name): \_\_\_\_\_

Address: \_\_\_\_\_

Miramar Florida Zip Code : \_\_\_\_\_

Applicant Signature: \_\_\_\_\_

STATE OF FLORIDA. COUNTY OF BROWARD

Sworn to and subscribed before me this \_\_\_\_\_ day of \_\_\_\_\_, 20\_\_\_\_\_.

\_\_\_\_\_  
 Notary Public



2200 Civic Center Place • Miramar, Florida 33025

Tel: (954) 602-3200 • Fax: (954) 602-3635

www.ci.miramar.fl.us

## PERMIT APPLICATION

**Permit Type (Check one):**    STRUCTURAL    ELECTRICAL    MECHANICAL    PLUMBING    LANDSCAPING

Date \_\_\_\_\_ Tax Folio # \_\_\_\_\_ Master # \_\_\_\_\_  
**Owner Name** \_\_\_\_\_ Permit # \_\_\_\_\_  
 Owner Address \_\_\_\_\_ City, State, Zip \_\_\_\_\_  
 E-Mail \_\_\_\_\_ Phone # \_\_\_\_\_

**Contractor Company Name** \_\_\_\_\_  
 Contractor Address \_\_\_\_\_ City, State, Zip \_\_\_\_\_  
 State Certificate or Registration \_\_\_\_\_ Phone # \_\_\_\_\_  
 Certificate of Competency \_\_\_\_\_ Fax # \_\_\_\_\_  
 E-Mail \_\_\_\_\_  
 Architect / Engineer \_\_\_\_\_ Phone # \_\_\_\_\_

**Job Name** \_\_\_\_\_ Community Gate Code \_\_\_\_\_  
 Job Address \_\_\_\_\_ **Miramar, FL** Zip \_\_\_\_\_  
 Subdivision \_\_\_\_\_ Lot \_\_\_\_\_ Blk \_\_\_\_\_  
 Type of Work    New    Existing    Commercial    Residential    Addition    Alteration    Repair  
 Use/Occupancy \_\_\_\_\_ No. of Stories \_\_\_\_\_ Bed \_\_\_\_\_ Bath \_\_\_\_\_  
 Job Description \_\_\_\_\_

<p><b>WARNING TO OWNER:</b> YOUR FAILURE TO RECORD A <i>NOTICE OF COMMENCEMENT</i> MAY RESULT IN YOUR PAYING TWICE FOR IMPROVEMENTS TO YOUR PROPERTY. IF YOU INTEND TO OBTAIN FINANCING, CONSULT WITH YOUR LENDER OR AN ATTORNEY BEFORE RECORDING YOUR NOTICE OF COMMENCEMENT.</p>	Linear / Sq. Ft. _____ Contract Value _____ Estimated Cost _____
--	--

<p>Application is hereby made to obtain a permit to do work and installations as indicated. I certify that no work or installation has commenced prior to the issuance of a permit and that all work will be performed to meet the standards of all laws regulating construction in the City of Miramar, Florida. I understand that a separate permit must be secured for ELECTRICAL, PLUMBING, SIGNS, WELLS, POOLS, HEATERS, AIR CONDITIONERS, ROOF etc.</p> <p><b>PERMIT APPLICANT AFFIDAVIT:</b> I certify that all the foregoing information is accurate and that all work will be done in compliance with applicable laws regulating construction and zoning.</p> <p>Signature _____  <small>Contractor (Qualifier) * If Permit is by Owner, the owner must sign</small></p> <p>Print Name _____</p>	<table style="width: 100%; border-collapse: collapse;"> <tr><td style="width: 10px; text-align: center;"><b>O</b></td><td>Permit Fee</td><td>_____</td></tr> <tr><td style="text-align: center;"><b>F</b></td><td>Plan Review</td><td>_____</td></tr> <tr><td style="text-align: center;"><b>F</b></td><td>Training</td><td>_____</td></tr> <tr><td style="text-align: center;"><b>I</b></td><td>Radon</td><td>_____</td></tr> <tr><td style="text-align: center;"><b>C</b></td><td>Constr. Fund</td><td>_____</td></tr> <tr><td style="text-align: center;"><b>E</b></td><td>Brow. Surv.</td><td>_____</td></tr> <tr><td style="text-align: center;"><b>U</b></td><td>7% Surcharge</td><td>_____</td></tr> <tr><td style="text-align: center;"><b>S</b></td><td></td><td></td></tr> <tr><td style="text-align: center;"><b>E</b></td><td style="text-align: right;">Total →</td><td>_____</td></tr> </table>	<b>O</b>	Permit Fee	_____	<b>F</b>	Plan Review	_____	<b>F</b>	Training	_____	<b>I</b>	Radon	_____	<b>C</b>	Constr. Fund	_____	<b>E</b>	Brow. Surv.	_____	<b>U</b>	7% Surcharge	_____	<b>S</b>			<b>E</b>	Total →	_____
<b>O</b>	Permit Fee	_____																										
<b>F</b>	Plan Review	_____																										
<b>F</b>	Training	_____																										
<b>I</b>	Radon	_____																										
<b>C</b>	Constr. Fund	_____																										
<b>E</b>	Brow. Surv.	_____																										
<b>U</b>	7% Surcharge	_____																										
<b>S</b>																												
<b>E</b>	Total →	_____																										

State of Florida, Broward County

On this \_\_\_\_\_ day of \_\_\_\_\_ 20 \_\_\_\_\_ the person whose name is subscribed to within this instrument, personally appeared before / personally known to me, the undersigned Notary Public of the State of Florida, and he / she acknowledges that he / she executed it.

\_\_\_\_\_  
 Notary Public, State of Florida

**NOTICE:** In addition to the requirements of this permit, there may additional restrictions applicable to this property that may be found in the public records of this county.

This permit does not become valid until signed by the Building Official (or designated employee) of the City of Miramar and all fees are paid.

\_\_\_\_\_  
 Authorized Signature

*Plans & permit must be on job before inspection will be made. For new constructions (Commercial & Residential) and Commercial Interior Build-out, a Certificate of Occupancy shall be obtained from Building Division before using completed Building.*

# NOTICE OF COMMENCEMENT

The undersigned hereby gives notice that improvement will be made to certain real property, and in accordance with Chapter 713, Florida Statutes, the following information is provided in this Notice of Commencement:

this space reserved for recorder

1. Legal Description of Property: Lot \_\_\_\_\_ Block \_\_\_\_\_ Unit # \_\_\_\_\_ Bldg # \_\_\_\_\_  Lengthy legal attached  
Subdivision/Condominium: \_\_\_\_\_

Street Address if available: \_\_\_\_\_

2. General Description of Improvement: \_\_\_\_\_

3.a. Owner name and address: \_\_\_\_\_

b. Interest in property: \_\_\_\_\_

c. Name/mailling address of fee simple title holder (if other than Owner): \_\_\_\_\_

4. a. Contractor name and address: \_\_\_\_\_

b. Contractor's phone number: \_\_\_\_\_

5. a. Surety name and address: \_\_\_\_\_

b. Surety's phone number: \_\_\_\_\_

c. Amount of bond: \$ \_\_\_\_\_

6. a. Lender name and address: \_\_\_\_\_

b. Lender's phone number: \_\_\_\_\_

7. a. Persons within the State of Florida designated by Owner upon whom Notices or other documents may be served as provided by Section 713.13(1)(A)7., Florida Statutes:

Name: \_\_\_\_\_

Address: \_\_\_\_\_

b. Phone Number: \_\_\_\_\_

8. a. In addition to himself or herself, the Owner designates \_\_\_\_\_ to receive a copy of the Lienor's Notice per section 713.13(1)(B), Florida Statutes:

b. Phone number of person or entity designated by owner \_\_\_\_\_

9. Expiration date of notice of commencement: \_\_\_\_\_

(the expiration date is 1 year from date of recording unless a different date is specified).

**WARNING OT OWNER:** ANY PAYMENTS MADE BY THE OWNER AFTER THE EXPIRATION OF THE NOTICE OF COMMENCEMENT ARE CONSIDERED IMPROPER PAYMENTS UNDER CHAPTER 713, PART 1, SECTION 713.13 FLORIDA STATUTES, AND CAN RESULT IN YOU PAYING TWICE FOR IMPROVEMENTS TO YOUR PROPERTY. A NOTICE OF COMMENCEMENT MUST BE RECORDED AND POSTED ON THE JOB SITE BEFORE THE FIRST INSPECTION. IF YOU INTEND TO OBTAIN FINANCING, CONSULT WITH YOUR LENDER OR AN ATTORNEY BEFORE COMMENCING WORK OR RECORDING YOUR NOTICE OF COMMENCEMENT.

Signature(s) of Owner(s) or Owner(s)' Authorized Officer/Director/Partner/ Manager

By \_\_\_\_\_ By \_\_\_\_\_  
Print Name \_\_\_\_\_ Print Name \_\_\_\_\_  
Title/Office \_\_\_\_\_ Title/Office \_\_\_\_\_

STATE OF FLORIDA  
COUNTY OF BROWARD

The forgoing instrument was acknowledged before me this \_\_\_\_\_ day of \_\_\_\_\_,  
by \_\_\_\_\_

Individually, or  as \_\_\_\_\_ for \_\_\_\_\_

personally known or  produced the following type of identification: \_\_\_\_\_

Signature of Notary Public: \_\_\_\_\_

Printed name: \_\_\_\_\_

(SEAL)

**VERIFICATION PURSUANT TO SECTION 92.525, FLORIDA STATUTES**

Under penalties of perjury, I declare that I have read the foregoing and that the facts stated in it are true, to the best of my knowledge and belief.

Signature(s) of Owner(s) or Owner(s)' Authorized Officer/Director/Partner/ Manager who signed above:

By \_\_\_\_\_ By \_\_\_\_\_

## WOOD FENCE REQUIREMENTS AS PER FBC 2007

Wood fences shall be constructed of preservative or durable species wood, as specified in **Section 2326.2** of the **Florida Building Code 2007**

### **Section 2328: HIGH VELOCITY HURRICANE ZONES: WOOD FENCES**

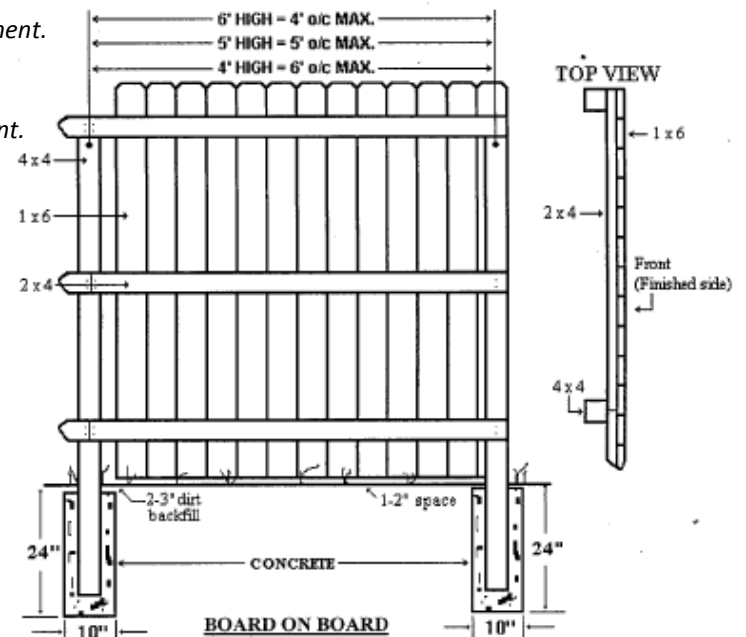
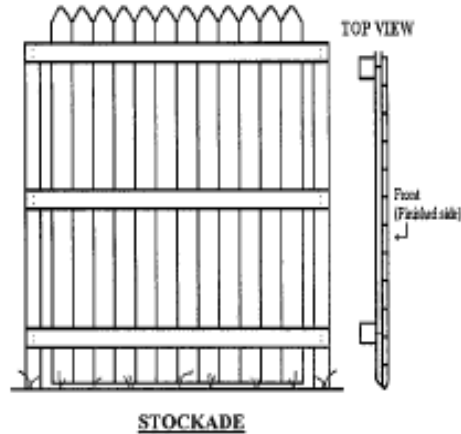
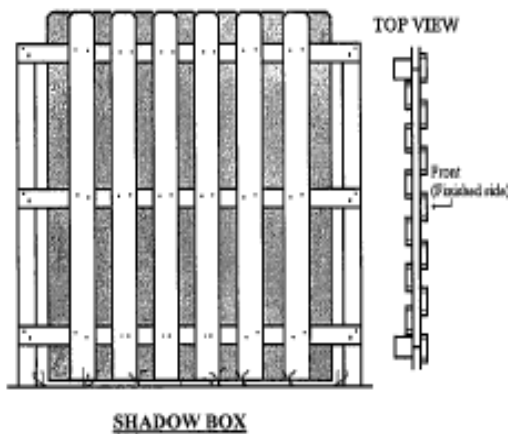
**2328.1** Wood fences, so located on a property that by zoning regulations they cannot be used as a wall of a building, shall be constructed to meet the minimum specifications in 2328.2 and 2328.3.

**2328.2** Fences not exceeding 6 feet (1829 mm) in height, shall be constructed to meet the following minimum requirements from nominal 4 X 4 X 8 posts No. 2 grade or better spaced 4 feet (1219mm) on center, and embedded 2 feet (610 mm) into a concrete footing 10 inches (254 mm) in diameter and 2 feet (610 mm) deep.

**2328.3** Fences not exceeding 5 feet (1524 mm) or 4 feet (1219 mm) in height shall be constructed as provided in 2328.2 except that the spacing of posts may be increased to 5 feet (1524 mm) and 6 feet (1829 mm) on center for those heights respectively.

**EXCEPTION:** Unless designed by rational analysis, wood fences not exceeding 6'-0" in height may be constructed to meet the following minimum requirements.

- (1) Vertical post of nominal 4x4 spaced a maximum of 4' o/c for 6' high fences; 5' o/c for 5' high fences, 6' o/c for 4' high fence.
- (2) Post shall be embedded 2'0" into concrete footing 10" in diameter and 2'0" deep.
- (3) 2x4 material shall be fastened according to Chapter 23 with (2) #16D galv. nails at each attachment.
- (4) All lumber shall be a minimum of #2 grade or better.
- (5) All fasteners shall be corrosion resistant.
- (6) Fence boards less than 8" wide shall be fastened with (2) #8 D galv. nails at each connection point.



### **FOR FENCE USED AS POOL BARRIER, THE FOLLOWING CODE SECTIONS SHAL BE TAKEN INTO CONSIDERATION:**

**R4101.17.1.5** Where the barrier is composed of horizontal and vertical members and the distance between the tops of the horizontal members is 45 inches (1143 mm) or more, spacing between vertical members shall not exceed 4 inches (102 mm). Where there are decorative cutouts within vertical members, spacing within the cuts shall not exceed 1 3/4 inches (44 mm) in width.

**R4101.17.1.8** Access gates, when provided, shall be self-closing and shall comply with the requirements of Sections [R4101.17.1.1](#) through [R4101.17.1.7](#) and shall be equipped with a self-latching locking device located on the pool side of the gate. Where the device release is located no less than 54 inches (1372 mm) from the bottom of the gate, the device release mechanism may be located on either side of the gate and so placed that it cannot be reached by a young child over the top or through any opening or gap from the outside. Gates that provide access to the swimming pool must open outward away from the pool. The gates and barrier shall have no opening greater than 1/2 inch (12.7 mm) within 18 inches (457 mm) of the release mechanism.

## FLORIDA BUILDING CODE 2007 SECTION 2224 . CHAIN LINK FENCES

2224.1 Chain link fences in excess of 12 feet (3.7 m) in height shall be designed according to the loads specified in Chapter 16 (High-Velocity Hurricane Zones).

2224.2 Chain link fences less than 12 feet (3.7 m) in height shall be designed according to the loads specified in Chapter 16 (High-Velocity Hurricane Zones) or may be constructed to meet the minimum requirements specified in Table 2224.

**TABLE 2224  
CHAIN LINK FENCE MINIMUM REQUIREMENTS**

Fence Height (ft)	Terminal Post Dimensions (in inches) (o.d. x wall thickness)	Line Post Dimensions (o.d. x wall thickness) (in inches)	Terminal Post Concrete Foundation Size (diameter x depth) (in inches)	Line Post Concrete Foundation Size (diameter x depth) (in inches)
Up to 4	2 3/8 x 0.042	1 5/8 x 0.047	10 x 24	8 x 24
Over 4 to 5	2 3/8 x 0.042	1 7/8 x 0.055	10 x 24	8 x 24
Over 5 to 6	2 3/8 x 0.042	1 7/8 x 0.065	10 x 24	8 x 24
Over 6 to 8	2 3/8 x 0.110	2 3/8 x 0.095	10 x 36	10 x 36
Over 8 to 10	2 7/8 x 0.110	2 3/8 x 0.130	12 x 40	10 x 40
Over 10 to 12	2 7/8 x 0.160	2 7/8 x 0.120	12 x 42	12 x 42

For SI: 1 inch = 25.4 mm.

**NOTES:**

1. This table is applicable only to fences with unrestricted airflow.
2. Fabric: 12 1/2 gauge minimum.
3. Tension bands: Use one less than the height of the fence in feet evenly spaced.
4. Fabric ties: Must be minimum the same gauge of the fabric.
5. Fabric tie spacing on the top rail: Five ties between posts, evenly spaced.
6. Fabric tie spacing on line posts: One less than height of the fence in feet, evenly spaced.
7. Either top rail or top tension wire shall be used.
8. Braces must be used at terminal posts if top tension wire is used instead of top rail.
9. Post spacing: 10 foot (3 m) on center maximum.
10. Posts shall be embedded to within 6 inches (152 mm) from the bottom of the foundation.
11. In order to follow the contour of the land, the bottom of the fence may clear the contour of the ground by up to 5 inches (127 mm) without increasing table values to the next higher limit.

